



INDEX

- Meaning of Aequitas
- Who are we?
- Our performance
- Why choose Aequitas?
- What sets us apart?
- Our Forte
- Investment philosophy
 - Focus and professional discipline
 - Process flow
 - Multibagger approach
 - Portfolio construction
 - Why small caps?
 - Selection criterion
 - Risks
- Key personnel
- Best-in-class partners
- Investment features and fee structure
- Contact Details
- Disclaimers

THE WORD **EQUITY**”

ORIGINATES FROM THE
LATIN WORD AEQUITAS

A E Q U I T A S

Aequitas is the Roman goddess of equity and fairness, often depicted holding a pair of scales. At times, she is shown also holding a cornucopia, which symbolises abundance and wealth. At Aequitas, we strive to conduct ourselves in a fair and equitable manner.





WHO ARE WE ?



A boutique investment fund specializing in small-cap equities



Firm AUM of ~INR 5400 Crs; (significantly outperforming markets since inception)



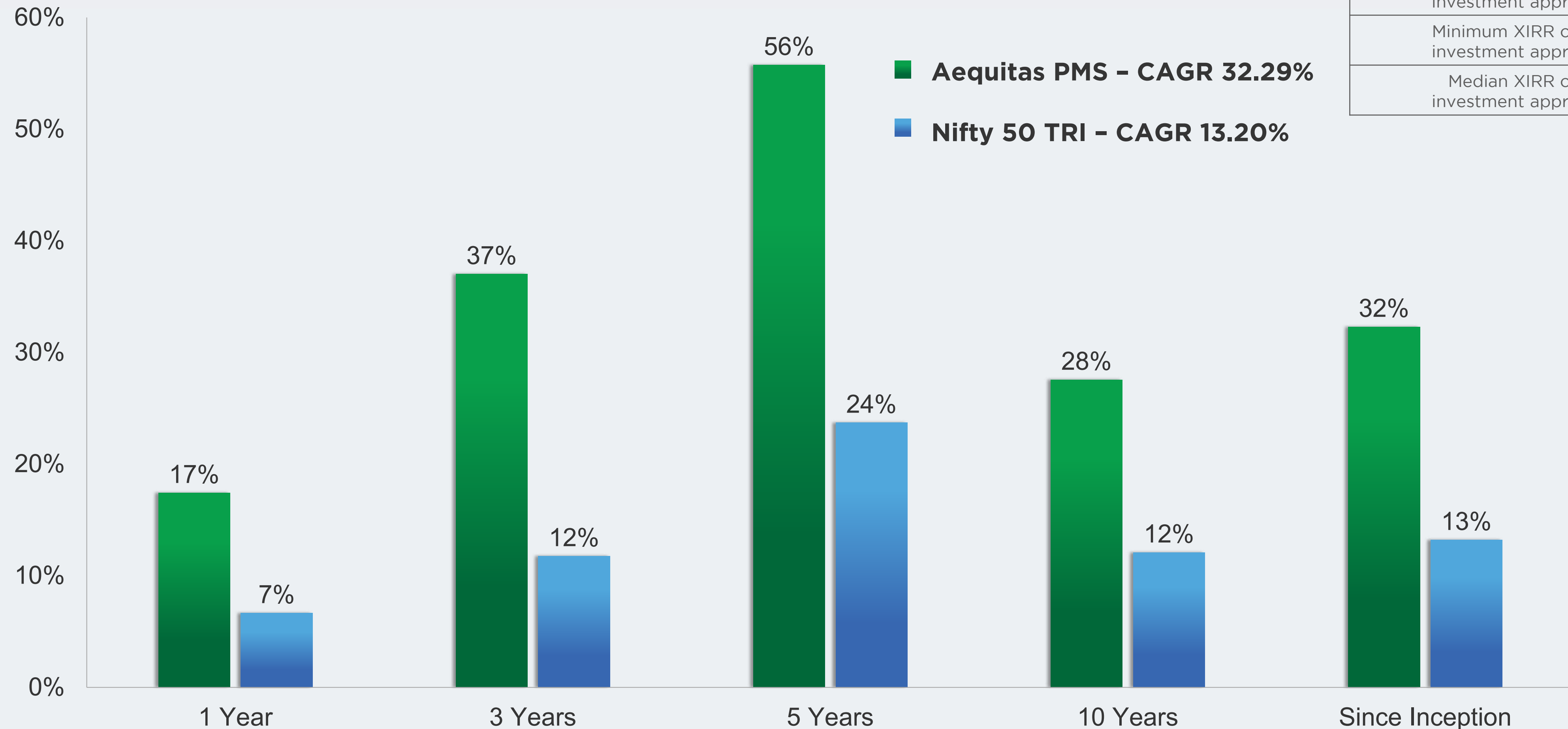
We work with UHNIs; select family offices and foreign institutions



Our Products:
Domestic - PMS, AIF and FPI Fund
International - Far East Fund



OUR PMS PERFORMANCE



Internal Rate of Return	XIRR%
Maximum XIRR of the investment approach	46.55
Minimum XIRR of the investment approach	0.23
Median XIRR of the investment approach	27.60

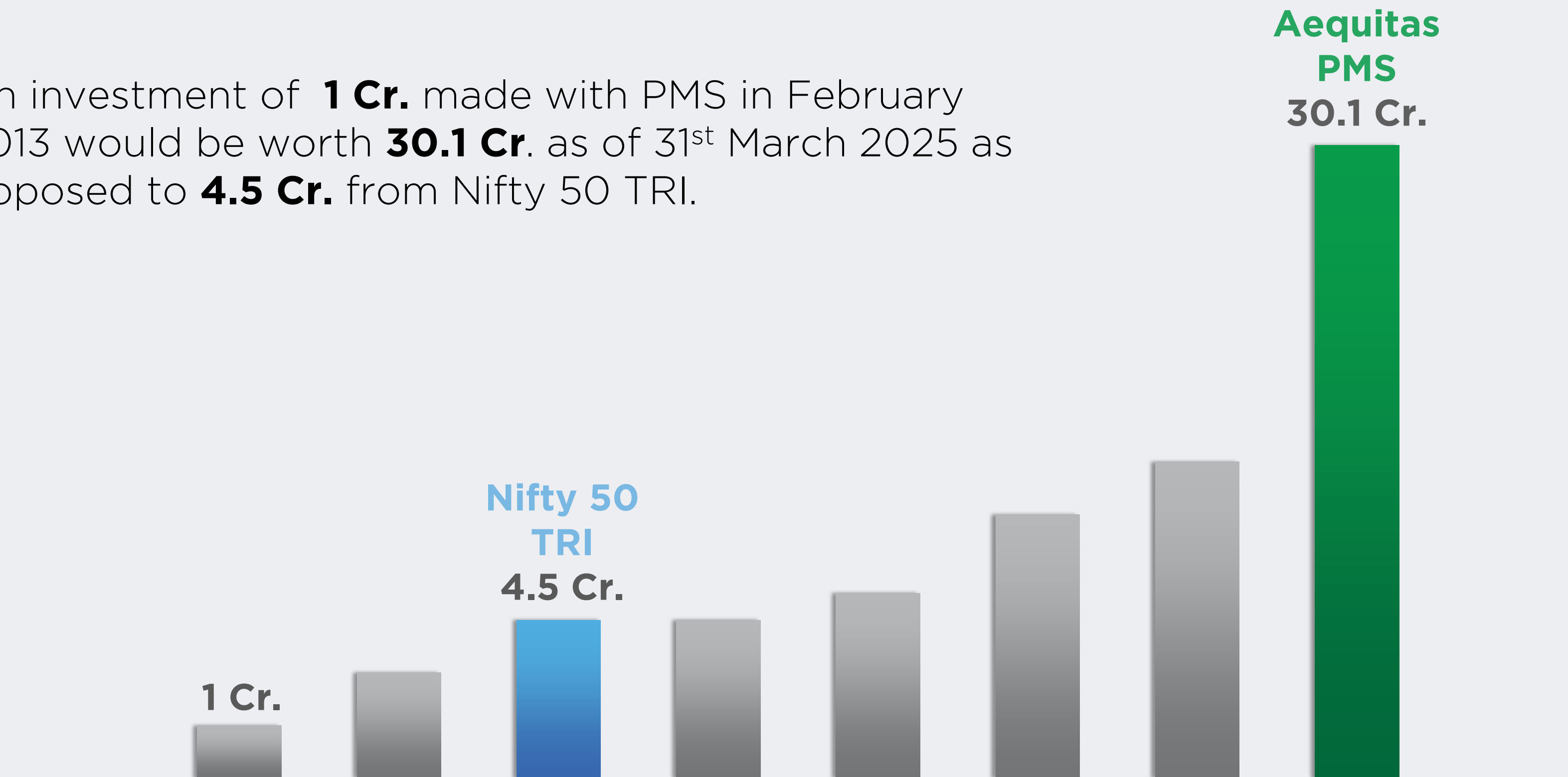
- Returns over 1 year period are on a compounded annual basis; returns are adjusted for inflows/outflows and are after expenses as of 31st Mar 2025
- Please note that the performance of an individual portfolio may vary from that of other investors and that generated by the Investment Approach across all investors because of
 - The timing of inflows and outflows of funds
 - Differences in the portfolio composition because of restrictions and other constraints. Absolute XIRR return is computed for clients completing less than 1 year from the reporting date.
- Performance-related information provided herein is not verified by the regulator

Peer comparison link: <https://www.apmiindia.org/apmi/IACompare.htm?action=iacomaprepage>



OUR PMS PERFORMANCE

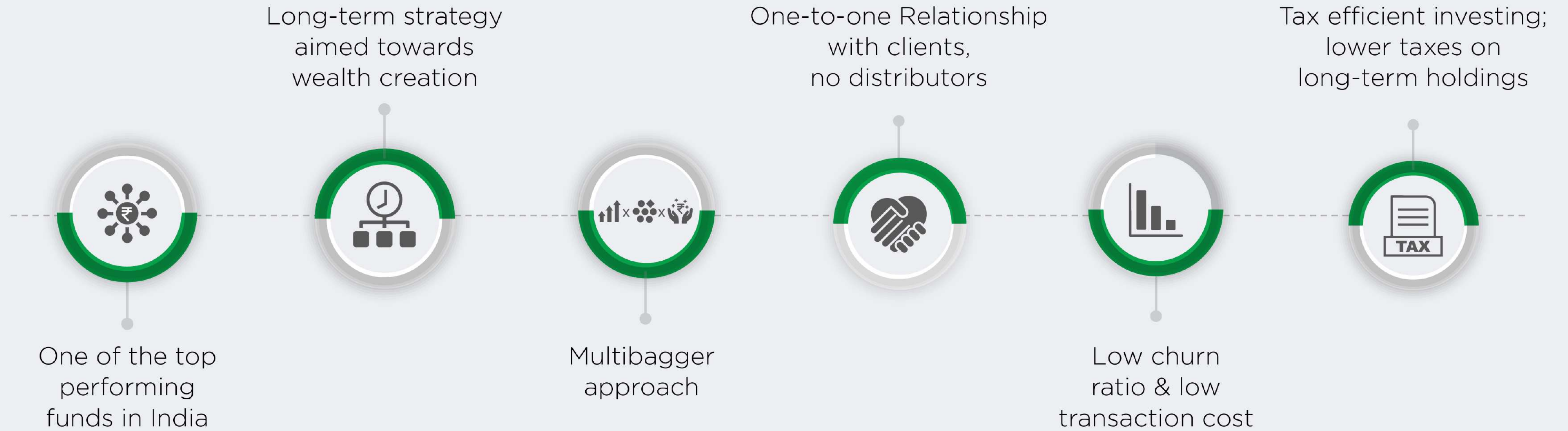
An investment of **1 Cr.** made with PMS in February 2013 would be worth **30.1 Cr.** as of 31st March 2025 as opposed to **4.5 Cr.** from Nifty 50 TRI.



The chart depicts Absolute Values over time since inception; returns are adjusted for inflows/outflows and are after expenses; 31st Mar 2025



WHY CHOOSE AEQUITAS ?





WHAT SETS US APART?



- Direct relationships with clients
- Bespoke portfolios, not off-the-rack model portfolios
- Based on a multibagger approach, we pursue a single investment strategy, which has consistently outperformed the markets



OUR FORTE





INVESTMENT PHILOSOPHY



FOCUS AND PROFESSIONAL DISCIPLINE

MULTIBAGGER APPROACH

PROCESS FLOW

PORTFOLIO CONSTRUCTION

WHY SMALL CAPS

SELECTION CRITERION

RISKS



FOCUS AND PROFESSIONAL DISCIPLINE

WE AVOID

- Impulsive decisions
- Being influenced by financial news channels and platforms
- Acting on market movements
- Chasing winners or hot stocks
- Trading and short-term investments
- Derivatives

RED FLAGS

- Low promoter holdings
- Poor corporate governance
- High institutional ownership
- Leverage
- Fad / hot sectors
- Expensive valuations
- IPOs
- QIPs / Secondary equity sales




MULTIBAGGER APPROACH



GROWTH

The company has to be a growth company with above-average growth potential for the next 3-5 years. Markets reward a higher PE multiple for growth companies.



CONTRARIAN

Contrarian approach does not mean doing the opposite of others, rather, it means doing things differently. Buying in popular names will not provide multibagger returns.



VALUE

The valuation has to be reasonable. This is important because there has to be potential for re-rating. A combination of EPS growth and PE re-rating leads to multibagger returns.



PROCESS FLOW



SCREENERS

- Sales growth, PAT growth, capacity utilisation
- Valuation dislocation
EV/Sales, PE ratio,
EV/EBITDA
- Debt
- Dividend track record
- Promoter ownership
- Insider Buying
- Industry Leadership
- Credit rating
- Long term track record



RESEARCH

- Annual report
- Quarterly results
- Industry & company news
- Management interviews
- Third party research
- Management meetings
- Press releases
- Conference calls /
Analyst meets



PORTFOLIO CONSTRUCTION

- around 20 stocks
- Balance across sectors
- Catalyst for stock re-rating



ONGOING RESEARCH



PORTFOLIO CONSTRUCTION

We invest in quality companies with a focus on small and Mid cap growth companies.

Most market participants focus on price; we focus on company fundamentals.

We aim to construct a portfolio of around 20 stocks across various sectors.

Invest with a 3-5 year horizon with a focus on low churn rate.

A value can remain a value for a long time. We actively look for catalysts that can lead to stock re-rating.

Multibaggers Know No Size

01 Busting Myths: Small vs Large Caps

02 Most Small Caps are junk

03 Capitalization is stupid Matrix

04 Large Companies + Small Mcap = Multibaggers

Large caps which have become small caps

Companies	Peak Price	Current Price	Erosion
RCom	792	2	-100%
Reliance Power	275	19	-93%
DLF	1194	529	-56%
Jet Airways	1324	68	-95%
Yes Bank	393	17	-96%
Suzlon	398	29	-93%
Unitech	521	2	-100%

Small caps which have become Large caps

Companies	Price in 2002	Current Price	Multiple
Kotak	9	1742	202X
HDFC	37	1540	41X
ICICI	16	941	60X
Axis	9	1006	112X
Sun Pharma	13	1128	84X
IPCA	9	933	103X
Airtel	11	925	81X



SELECTION CRITERION

INDUSTRY LEADERS

Most of the companies in our portfolio are industry leaders with a strong sustainable competitive advantage

LOW DEBT

Companies need to have very low debt levels and some of the companies are in fact net cash positive

MANAGEMENT

A good dividend paying record, corporate governance practices & a sound long-term performance record is a must.

VALUATIONS

The portfolio PE ratio is lesser than market PE ratios (adjusted for cyclicity in earnings).

CREEPING ACQUISITION / BUYBACKS

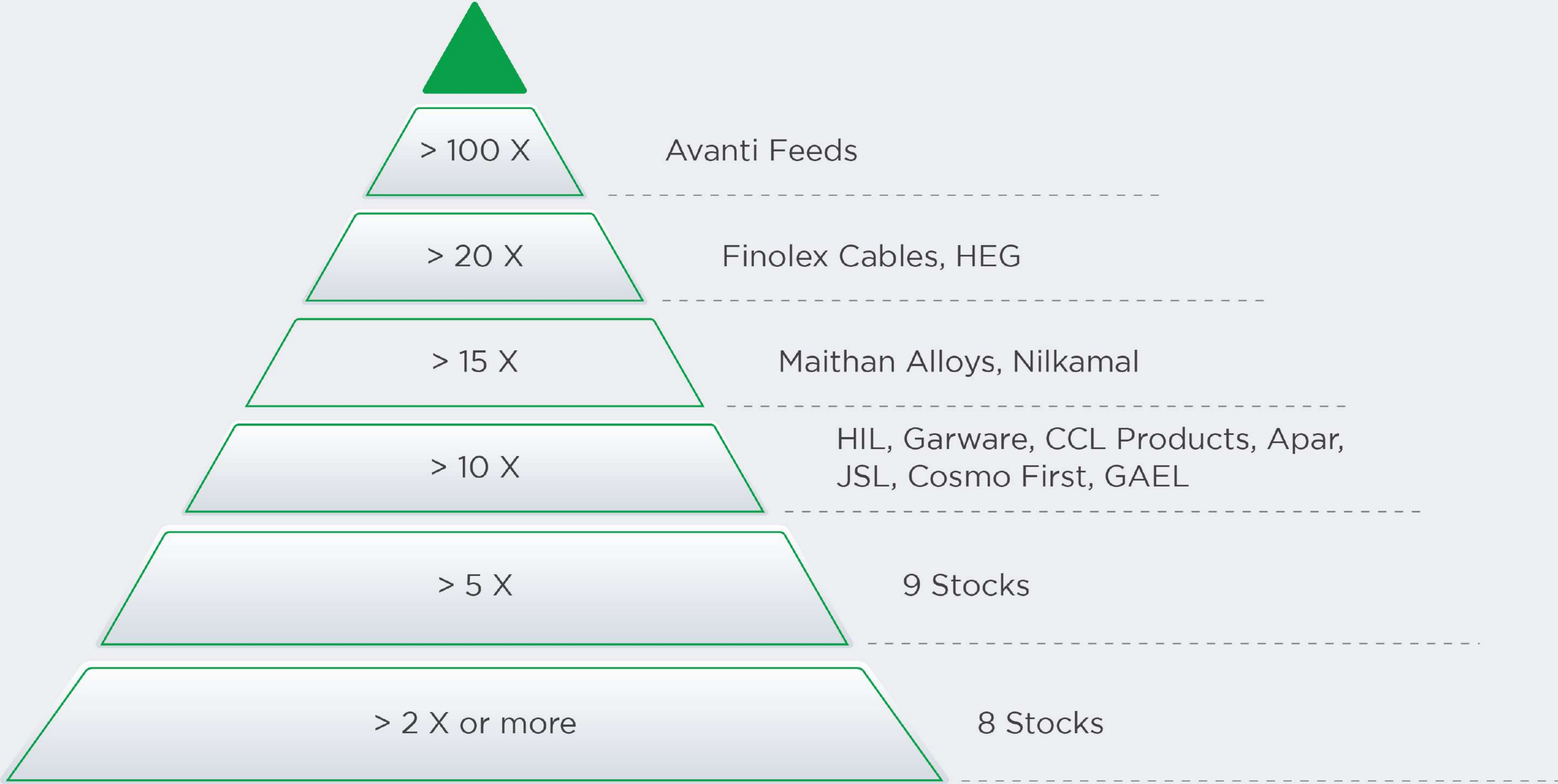
Majority of our companies have done buy-back / creeping acquisition in the 12 months prior to our initial acquisition.

CASH FLOW

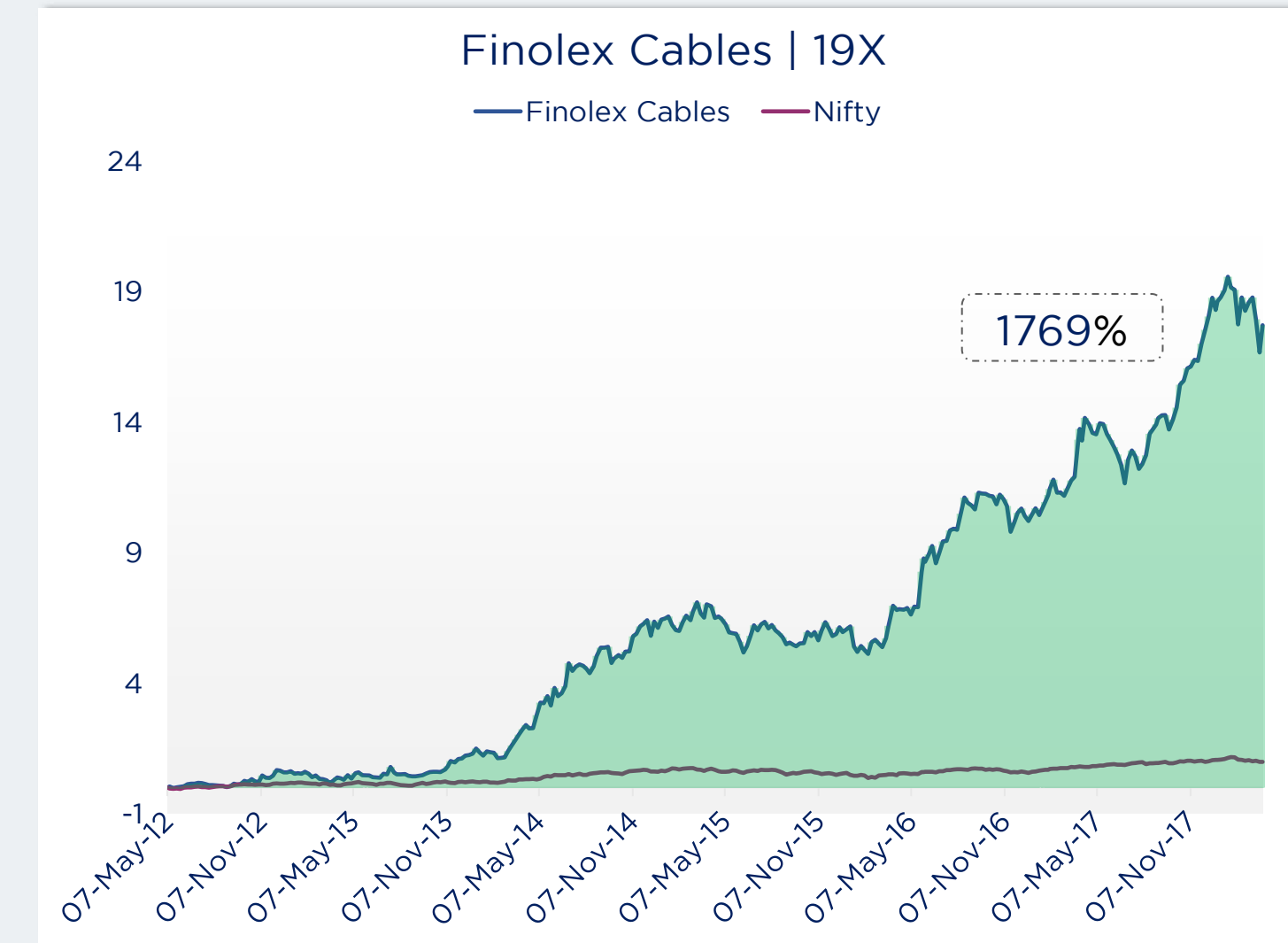
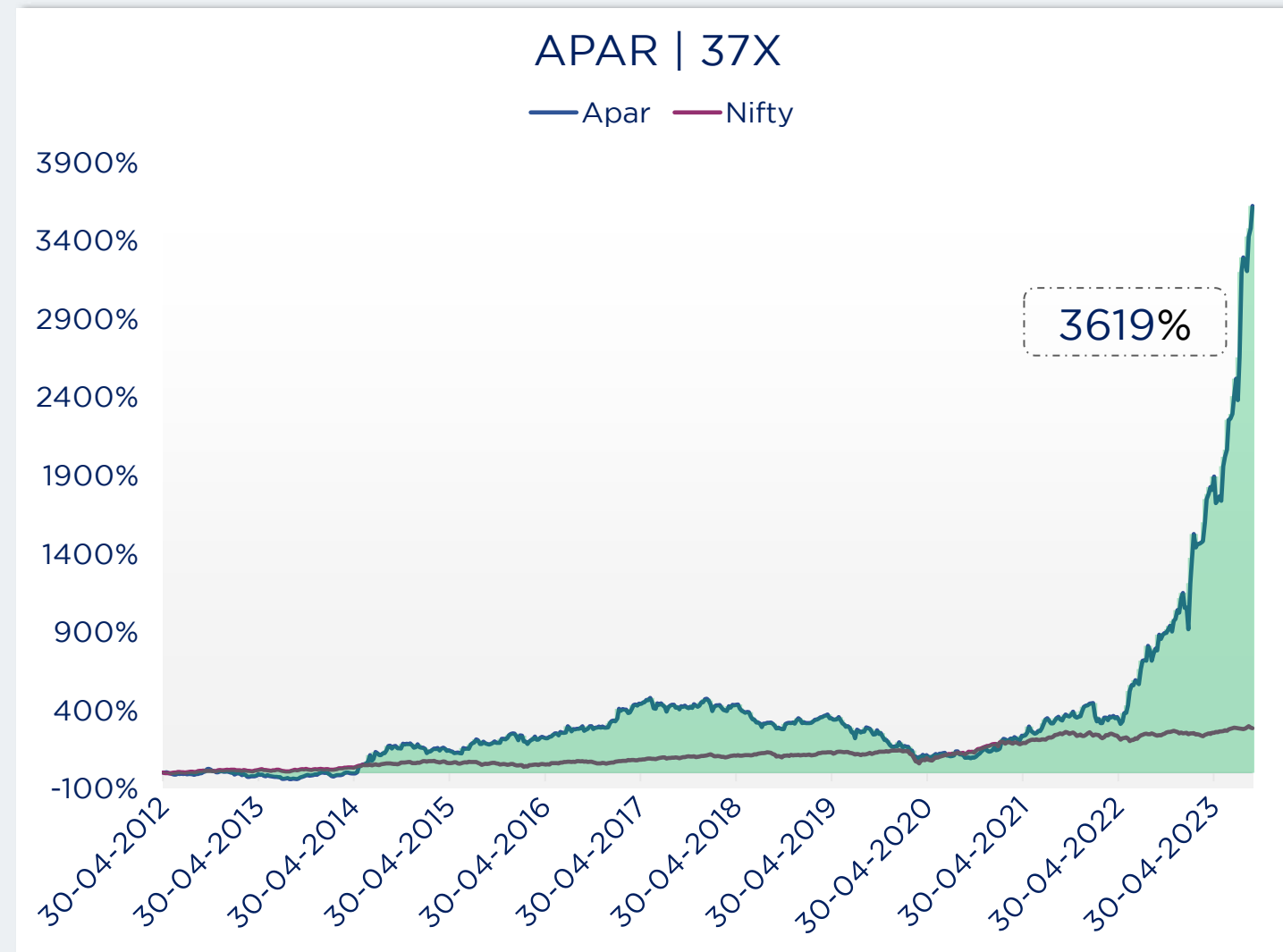
Our portfolio includes companies with strong and consistent cash flow generation.



OUR MULTIBAGGER PICKS



Case Studies



Industry Leadership



When did we buy?

323

Market Capitalization (In Cr)

493

3589

Revenue (In Cr)

2064

4.4

Price to Earnings Ratio

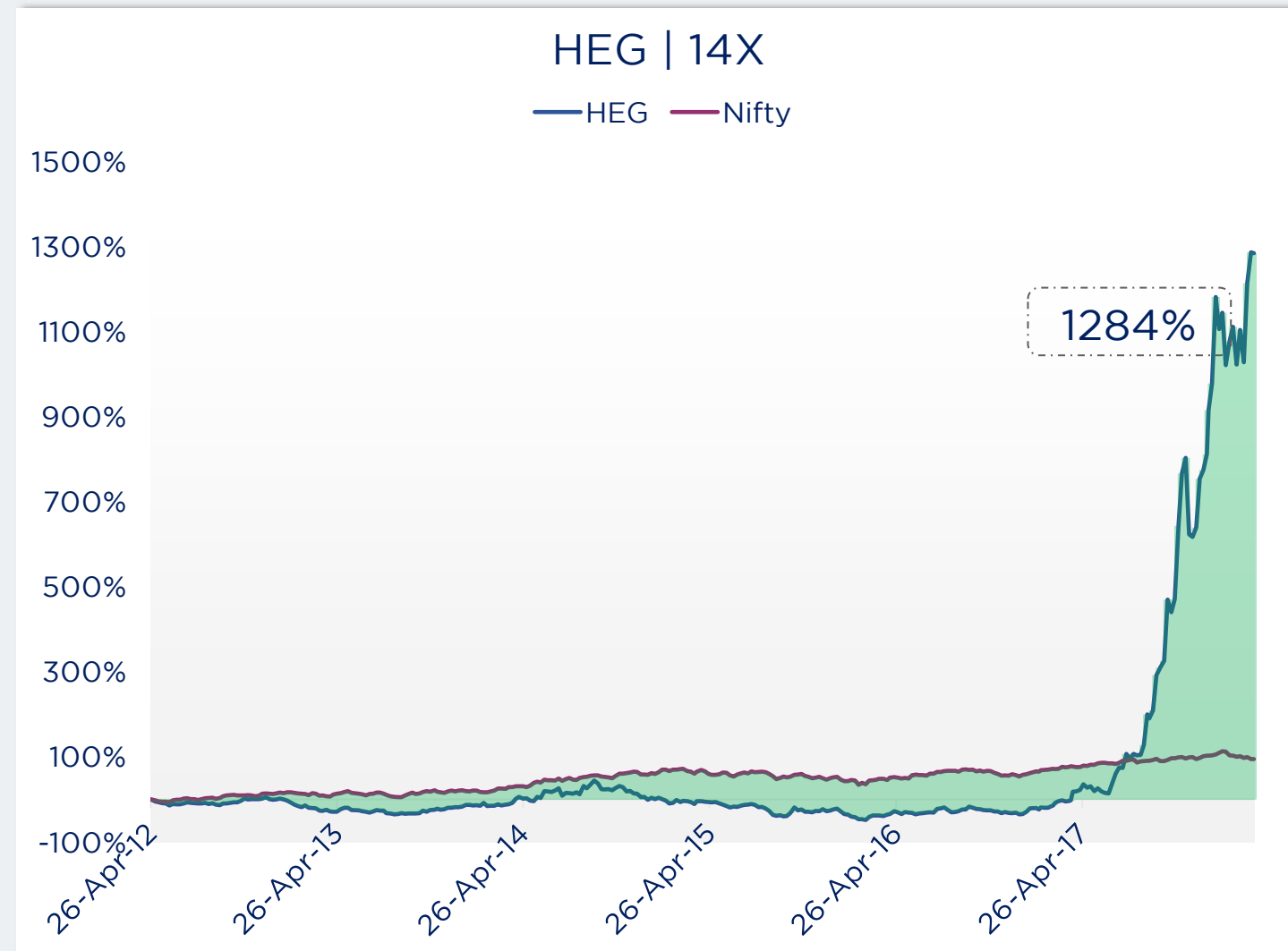
5.0

0.1

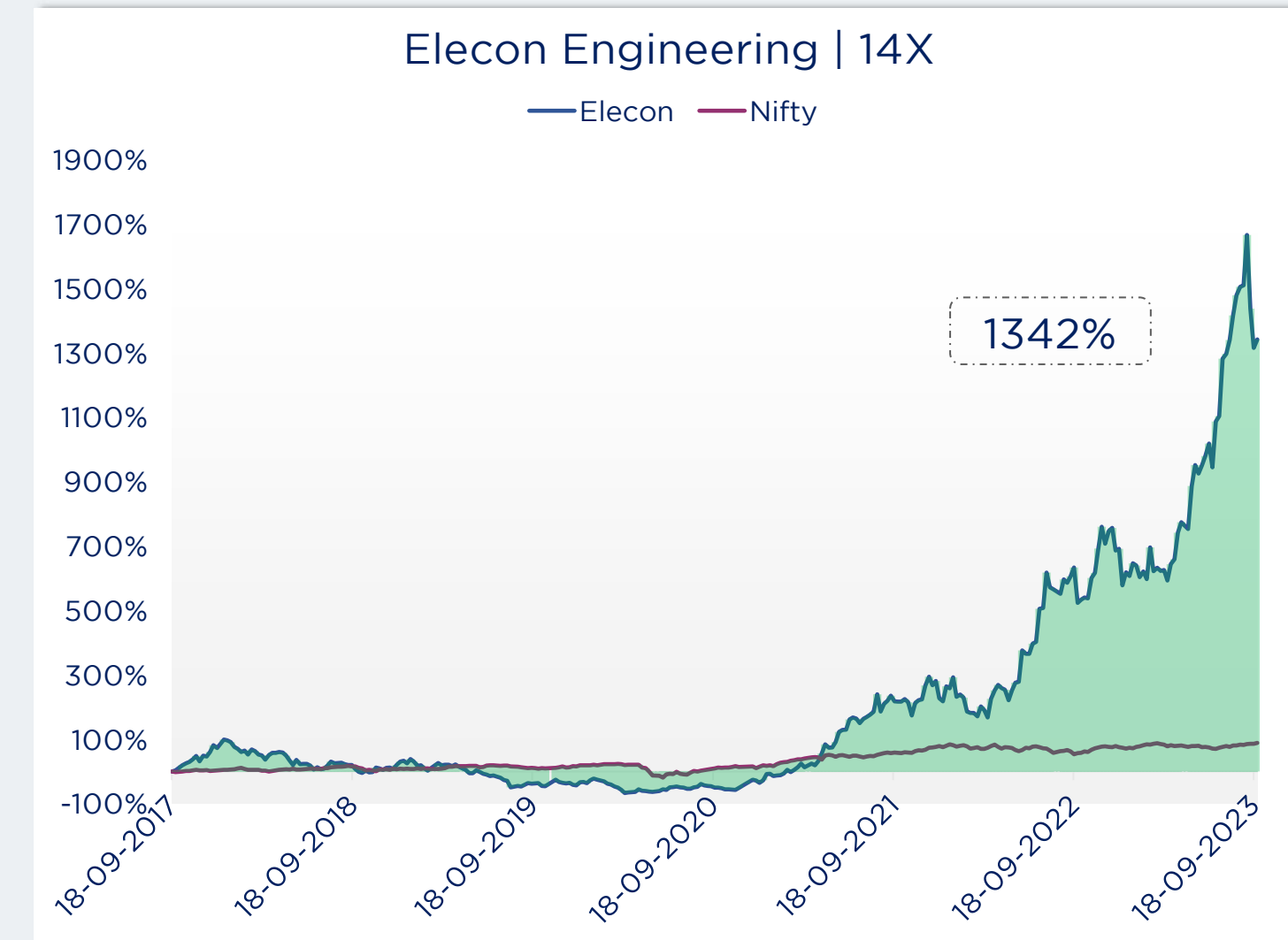
Price to Sales

0.2

Case Studies



Industry Leadership



When did we buy?

888

Market Capitalization (In Cr)

589

1417

Revenue (In Cr)

1044

15.6

Price to Earnings Ratio

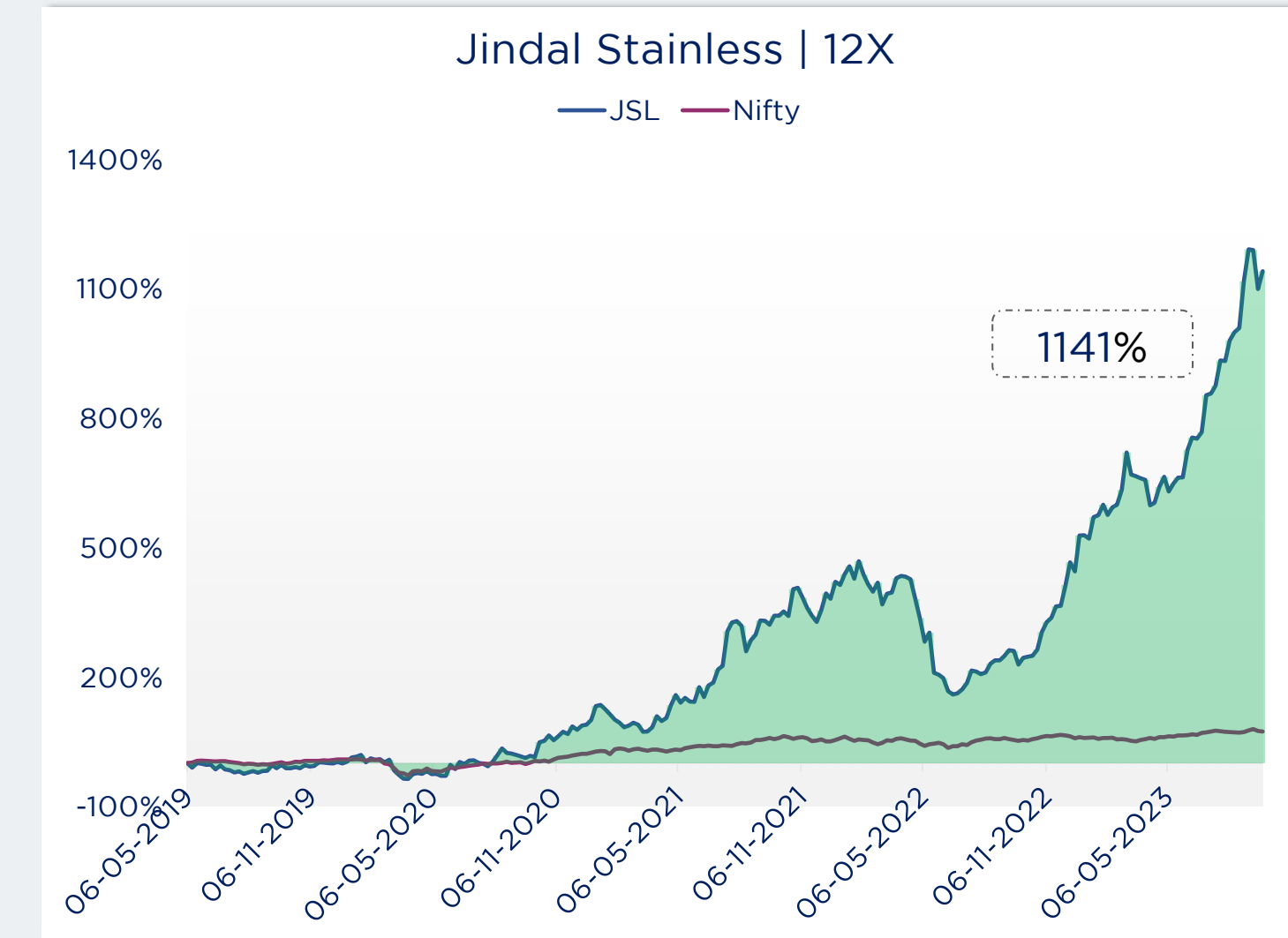
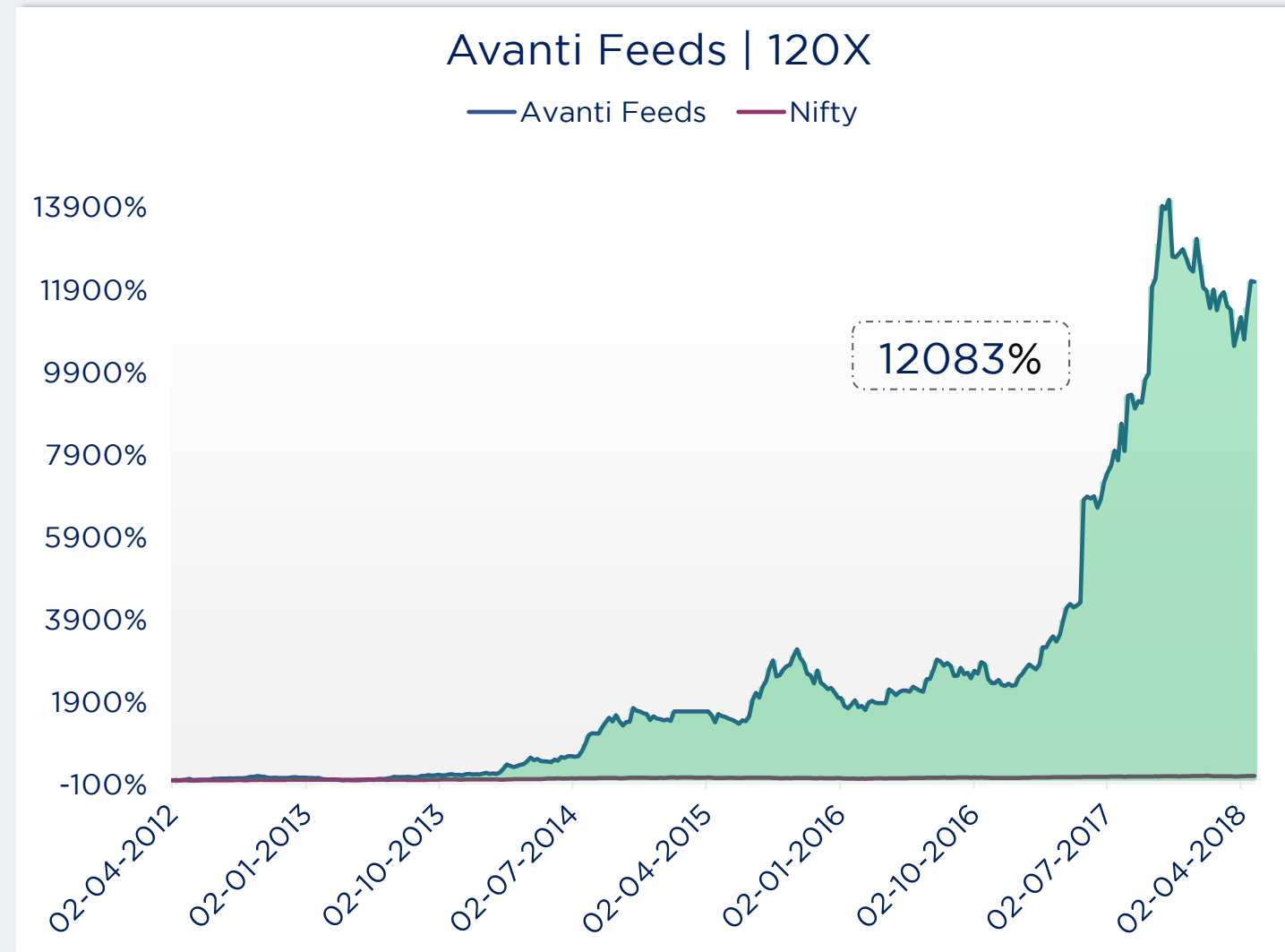
NA

0.6

Price to Sales

0.6

Case Studies



Industry Leadership



When did we buy?

96

Market Capitalization (In Cr)

1901

383

Revenue (In Cr)

13557

3.4

Price to Earnings Ratio

13.1

0.2

Price to Sales

0.1



RISK

Risk is not a number, rather, it is a concept or notion.
Risk equates to what Ben Graham called a “permanent loss of capital”.



VALUATION RISK

Risk of buying stocks dear without adequate margin of safety. Reasonable valuation is the corner stone of all our investment decisions.



EARNINGS RISK

Risk that current earnings could decline due to technological changes, economic changes or deterioration in management.



BALANCE SHEET RISK

The risk of an overleveraged balance sheet which is ignored during good times in favour of the cyclic high and unsustainable earnings.





KEY PERSONNEL



SIDDHARTHA BHAIYA

Managing Director & Fund Manager

- Founded Aequitas in 2012
- A qualified Chartered Accountant
- Has consistently outperformed the markets.
- Delivered industry-beating CAGR returns
- Headed PMS division at Reliance Mutual Fund
- Expert at finding multibaggers with his contrarian approach



NEERAV SHAH

Director - Operations

- Co-Founder at Aequitas
- 18+ year's experience in market operations
- A qualified Chartered Accountant
- Previously with Reliance Capital Asset Management and Birla Sun Life
- Handled operations, funds accounting and dealing functions



PRITHIPAL SINGH

Director and Head (Business Development)

- Amongst the renowned in the Mutual Fund industry
- 15+ years of experience in the finance sector
- Has led Marketing & Sales teams at leading firms
- Disciplined personality, Military school background

RESEARCH TEAM



PRATIKSHA DAFTARI
Co - Fund Manager

With an experience of 9.5 years, Pratiksha Daftari specialises in the analysis of investee companies including industry trends, finding new investment opportunities, understanding of macro-economic scenario and its bearing on markets at large. A qualified Chartered Accountant, her MBA qualification from Indian School of Business, combined with her proactive thought process, patience and passion elevates the quality of her work as an Assistant Vice President of Research at Aequitas.



SUBHAM AGARWAL
Co - Fund Manager

After a successful kickstart to career post Chartered Accountancy course as an Investment Banker, Subham Agarwal wanted to pursue his career in Equity Investment in listed space. Having worked at Edelweiss and Investec for over 4 years, he joined investment team of Aequitas with deep understanding of varied sectors and valuations. With his entrepreneurial stint as Founder of Prep CA, he is valued in the team for his fresh and rounded perspective about business challenges and processes.



NIHARIKA JAIN
Co-Fund Manager

With 8+ years of experience at a big-4 audit firm and large listed manufacturing company, Niharika Jain is a Fellow Chartered Accountant & has cleared all 3 levels CFA (US). She is skilled at in-depth sector and company research and her strengths include quick adaptability, diversified experience, micro-analytical skills, and data crunching. Being inspired by her father at a young age, she loves to paint, read, and travel to new destinations on her days off.

RESEARCH TEAM



RIYA MEHTA
Research Analyst

A Chartered Accountant by profession, who is also a chartered holder under CFA (USA) and has mastered Actuarial Science (3 levels) at the age of 25 years. Riya Mehta is an experienced Research Analyst on our team. Having worked at institutions like Anand Rathi and IIFL Securities in the past, she is well-versed with macro and company specific research when it comes to building an investment thesis. Hardworking and persistent, she loves to travel, dance, and dabble in Mandala art in the after-hours.



ADITYA RATHI
Research Associate

Aditya has cleared 2 levels of CFA and is a Chartered Accountant with a keen interest in capital markets. He is a focused young analyst and has the knack of picking up things within a very short frame of time. Along with being an excellent working professional, Aditya is a sports enthusiast and loves playing football during his free time.



JAHNAVI DODAI
Research Associate

Our latest addition to the research team, Jahnavi is a Chartered Accountant and has a good understanding of the nuances of running a business. She is always open to learning new things which makes her a great addition to the research team. Her proficient writing skills have meant she has played a key role in various research reports published by Aequitas.



INVESTMENT FEATURES AND FEE STRUCTURE

PMS

MINIMUM INVESTMENTS

₹ 25 Crs.
US \$3mn (NRIs)

SUITABLE TIME FRAME

3 - 5 years

MODE OF INFLOW

Cash or stock transfer

FEES

2% p.a. of daily average AUM charged monthly

PERFORMANCE SHARING


10% profit sharing with high-water marking charged annually at the end of the financial year



CONTACT DETAILS



A-1003, The Capital Building, Behind ICICI Bank,
BKC, Bandra - East, Mumbai - 400 051



info@aequitasindia.in
neerav.shah@aequitasindia.in
shail.pillay@aequitasindia.in



022 49242290
+91 72080 42953



www.aequitasindia.in



DISCLAIMER

- The views expressed herein are the personal views and constitute only the opinions and do not constitute any guidelines or recommendation on any course of action to be followed by the readers. This information is meant for general reading purpose only and is not meant to serve as a professional guide for the readers. This document has been prepared on the basis of publicly available information, internally developed data and other sources believed to be reliable. The Sponsor, Aequitas Investment Consultancy Private Limited (AICPL) or any of their respective directors, employees, affiliates or representatives do not assume any responsibility for, or warrant the accuracy, completeness, adequacy and reliability of such information. Whilst no action has been solicited based upon the information provided herein, due care has been taken to ensure that the facts are accurate and opinions given fair and reasonable. This information is not intended to be an offer or solicitation for the purchase or sale of any financial product or instrument. Recipients of this information should rely on information/data arising out of their own investigations. Readers are advised to seek independent professional advice and arrive at an informed investment decision before making any investments. AICPL or any of their respective directors, employees, affiliates or representatives shall not be liable for any direct, indirect, special, incidental, consequential, punitive or exemplary damages, including lost profits arising in any way from the information contained in this material.
- AICPL, any of their respective directors, employees including the fund managers, affiliates, representatives including persons involved in the preparation or issuance of this material may from time to time, have long or short positions in, and buy or sell the securities thereof, of company(ies) / specific economic sectors mentioned herein.
- Risk factors: Investments in securities are subject to market risks. There are no assurances or guarantees that the objectives of any of the Products will be achieved. The investments may not be suited to all categories of investors. The value of the Portfolios can go up or down depending on various market factors. Past performance of the Portfolio Manager does not indicate the future performance of the Products or any other future Products of the Portfolio Manager. Investors are not being offered any guaranteed or indicative returns through any of the Products. The names of the Products do not in any manner indicate their prospects or returns. The performance of the Products may be adversely affected by the performance of individual companies, changes in the market conditions, micro and macro factors and forces affecting capital markets in particular like interest rate risk, credit risk, liquidity risk and reinvestment risk. The Portfolio Manager is not responsible or liable for any loss resulting from the operations of the Products/ Portfolios. Each portfolio will be exposed to various risks depending on the investment objective, investment strategy and the asset allocation. Non-Diversified Portfolio tends to be more volatile than diversified portfolio. AICPL is a SEBI registered Portfolio Manager. Please read the Disclosure Document before investing.
- Since, AICPL does not work with the distributors, the perspective client's on boarding will be on direct basis.
- The performance related information provided herein is not verified by SEBI